

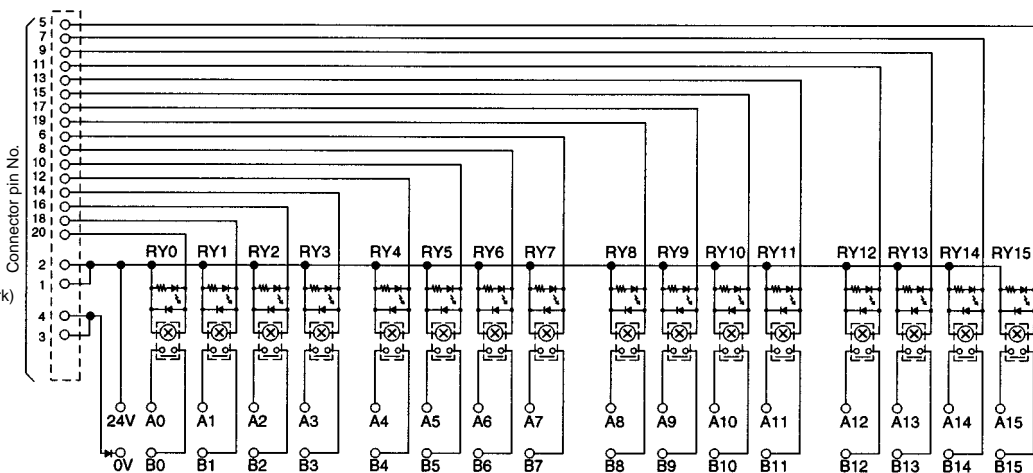
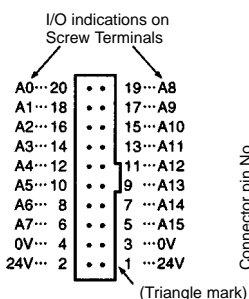
# Operation

## Internal Circuit


### G70D-VSOC16/G70D-VFOM16

NPN-compatible output terminal (+ common output): A controller with an NPN transistor (– common output) can be connected.

#### Connector Terminal Arrangement (Top View)



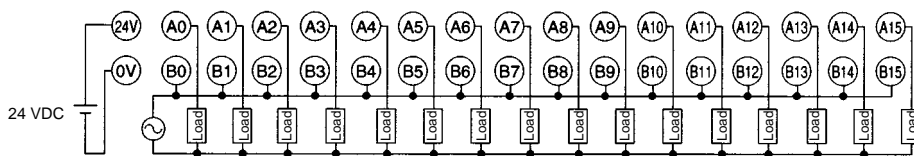
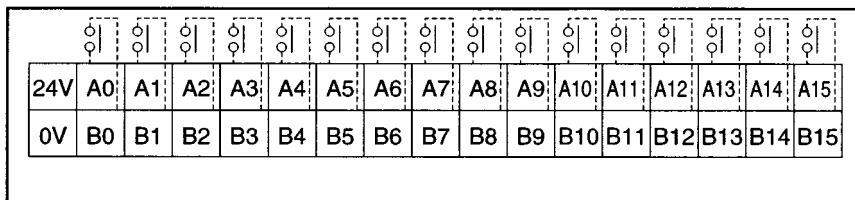
#### With Expansion Terminal Block



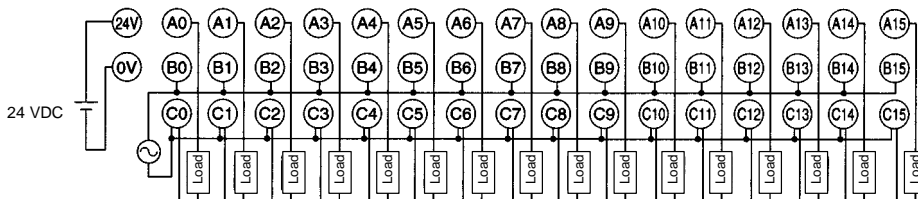
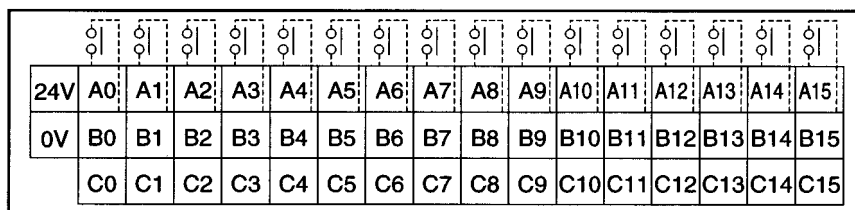
- Note:**
- The above terminal block is for the G70D-VSOC16, which operates with G6D Relays mounted. If the model is the G70D-VFOM16, G3DZ Power MOS FET Relays are mounted in place of G6D Relays.
  - Terminals C0 to C15 are electrically independent from each other.
  - When the terminal block and relay block are connected to each other, each electrical check terminal of the relay block is connected to the corresponding terminal of the terminal block.

## Terminal Arrangement and Load Connection Examples

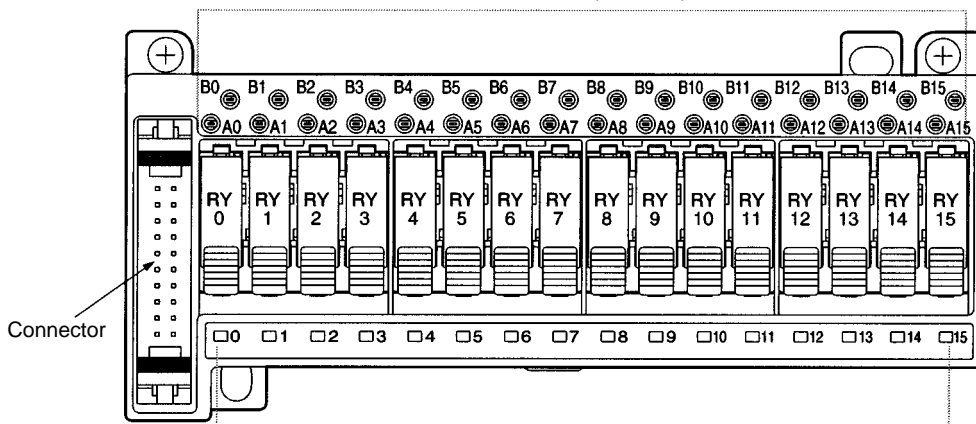
### Without Expansion Terminal Block



### With Expansion Terminal Block



Electrical check terminals (see note)



Operation indicators

**Note:** When the terminal block and relay block are connected to each other, each electrical check terminal of the relay block is connected to the corresponding terminal of the terminal block.